

Container Shelf System



MBengineering GmbH & Co. KG
In Breiten 9
D-78589 Dürbheim

Tel. +49 (0)7424 601205
Fax +49 (0)7424 601255
www.MBengineering.de

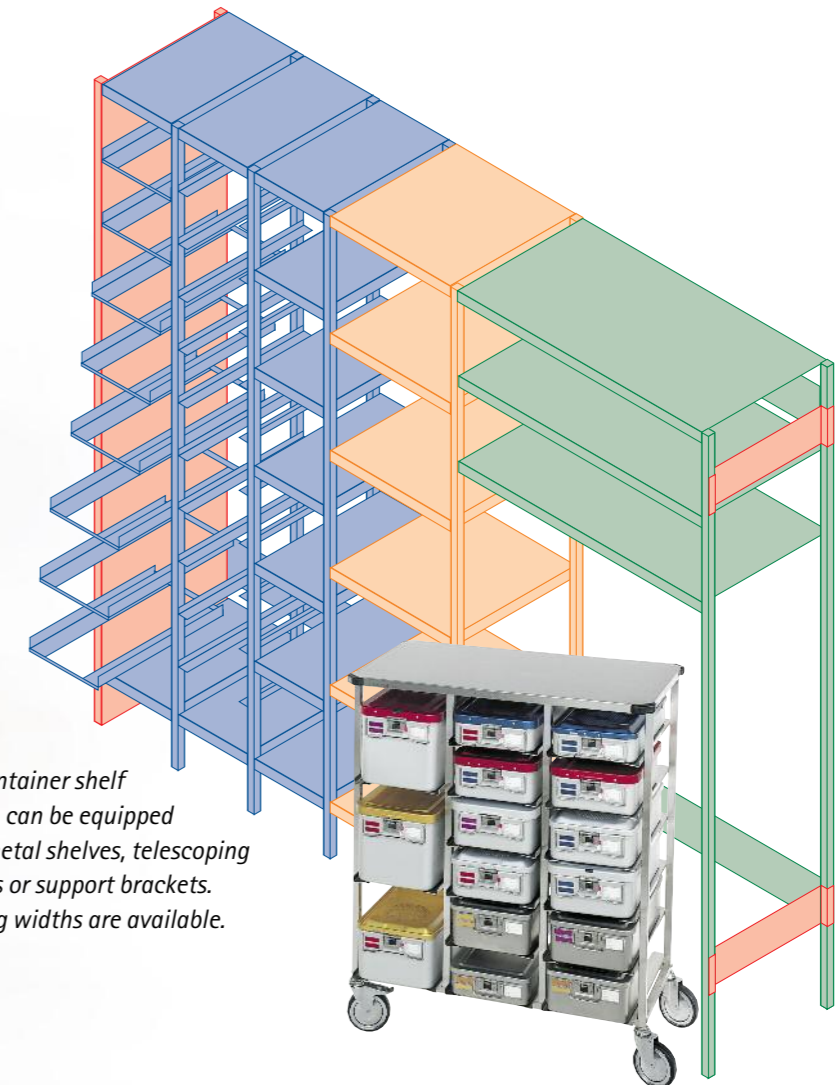
Storage and Transport Everything in its proper place

Efficient operating room preparation requires that sterile material can be easily found: functionality is as vital as stability, clear layout and shelf hygiene.

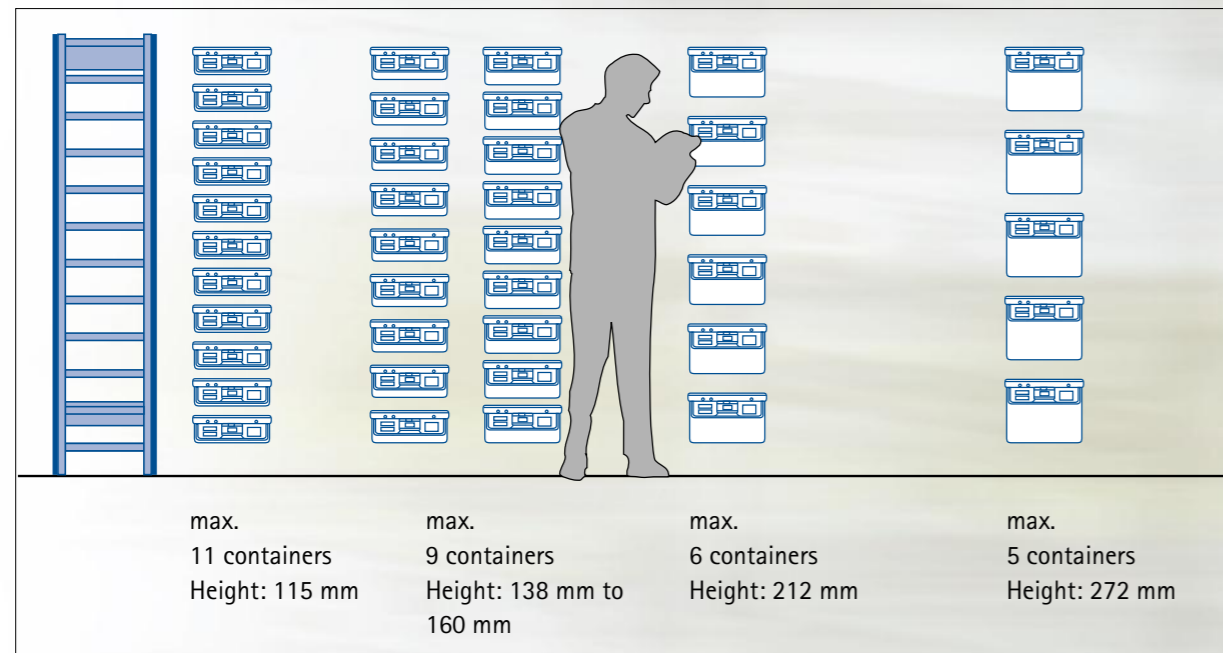
The container shelf units consist of universally combinable components which can be attached to a basic shelf module in the configuration that suits you.

Space for a container transport trolley can also be integrated. Shelf supports and wall connectors as well as adjustable feet are standard.

All metal components are made of stainless steel to withstand the everyday wear and tear.





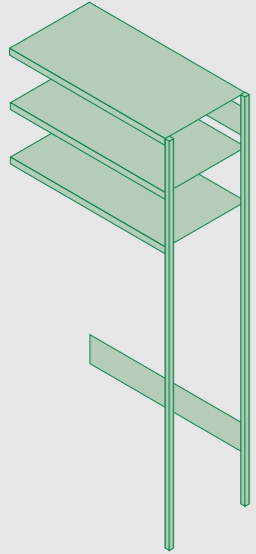
The container shelf system can be equipped with metal shelves, telescoping shelves or support brackets. Varying widths are available.

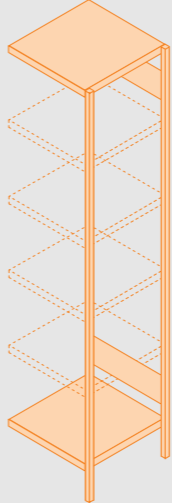
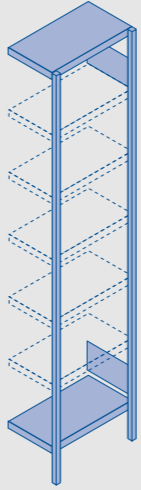



Neatly arranged containers provide clear identification and easy access to all instruments.

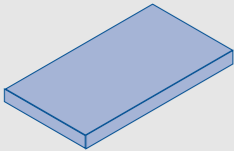
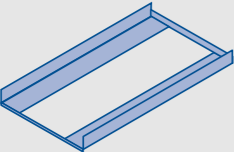
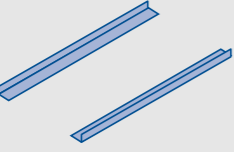



Each shelf unit can hold a total of 500 kg. The telescoping shelves are designed to carry a maximum of 30 kg each.

Storage shelves	Order no. Outside dim.	
	MB000904 (JL800R) 31x600x1850	Basic module 1: <ul style="list-style-type: none"> ▫ 2 standards ▫ 2 braces for start of unit ▫ 2 braces for end of unit
	MB000969 (JL805R) 31x600x1850	Basic module 2: <ul style="list-style-type: none"> ▫ 2 standards ▫ 1 side panel for start of unit ▫ 1 side panel for end of unit
	MB001006 (JL820R) 1300x600x1850	Space for transport trolley (can be positioned to the left or right) <ul style="list-style-type: none"> ▫ 2 standards ▫ 2 braces ▫ 3 metal shelves (1270 x 600 x 30 mm)

Storage shelves	Order no. Outside dim.	
	MB000919 (JL810R) 650x600x1850	Add-on shelf module 1 (can be positioned to the left or right) <ul style="list-style-type: none"> ▫ 2 standards ▫ 2 braces ▫ 2 metal shelves MB001005
	MB000905 (JL815R) 330x600x1850	Add-on shelf module 2 (can be positioned to the left or right) <ul style="list-style-type: none"> ▫ 2 standards ▫ 2 braces ▫ 2 metal shelves MB000908
	MB001005 (JL830R) 620x600x30	Metal shelf for MB000919

all measurements in mm: width x depth x height

Storage shelves	Order no. Outside dim. (Length x width x height)	
	MB000908 (JL831R) 300x600x30	Metal shelf for add-on shelf module MB000905
	MB000923 (JF808R) 300x600x30	Telescoping shelf for add-on shelf module MB000905
	MB000906 (JL832R) 55x600x20	Support bracket for add-on shelf module MB000905
	MB000907 (JL825R) 30x30x30	Wall fastening